



WELCOME TO **JD PALLET**

Your Trusted Partner in Sustainable and Durable
Plastic & Wooden Pallets & Crates

PACKAGING - MATERIAL HANDLING - WAREHOUSEING

www.jdpalletindustries.com

About Us

At **JD Pallet**, we specialize in offering top-quality, sustainable, and recyclable plastic pallets designed to meet the needs of businesses worldwide. Our pallets are built to provide the highest level of strength, stability, and durability without the need for additional treatments, making them perfect for both domestic and export use. Whether you're looking for one-time use pallet or long-term solutions, **JD Pallet** has a wide range of products to cater to all your material handling requirements.

Our pallets are known for their robust strength and hygienic properties, offering a safe and efficient solution for transportation and storage. With features such as waterproofing, dimensional stability, and easy maintenance, our products are the go-to choice for industries across the globe. Explore our extensive range of plastic pallets today and discover why **JD Pallet** is a leader in the industry.

At **JD Pallet**, we are committed to revolutionize the material handling industries with our innovative and eco-friendly plastic pallets. Established with a vision to provide durable, sustainable, and cost-effective solutions, we have grown to become a leading supplier of plastic pallets for businesses of all sizes.



06. ...

Why Choose Us?



01. Sustainable & Recyclable

We believe in protecting the environment. Our pallet are eco-friendly and fully recyclable.

03. No Treatment Needed

Ready for export without the need for fumigation or heat treatment.

05. Wide Variety of Models

Choose from various sizes and designs that best suit your needs.

02. Durable & Long-lasting:


Designed to withstand heavy loads and tough conditions.

04. Waterproof & Hygienic

Perfect for transporting goods in all conditions, ensuring cleanliness and durability.

Vision

Our vision is to become a global leader in sustainable plastic pallets solutions, revolutionizing the material handling industry with eco-friendly, durable, and innovative products. We are committed to reducing environmental impact by offering high-quality, recyclable plastic pallets that provide businesses with a reliable and cost-effective alternative to traditional wooden pallets. Our goal is to drive efficiency, safety, and sustainability across various industries, ensuring seamless logistics and supply chain operations.




Mission

Our mission is to deliver exceptional quality, strength, and durability through cutting-edge manufacturing techniques and premium-grade materials. We strive to enhance logistic,s efficiency by providing pallets that require no additional treatment, making them ready for export, waterproof, hygienic, and long-lasting. By focusing on innovation, sustainability, and customer satisfaction, we aim to support businesses worldwide in optimizing their operations while making a positive impact on the environment. At **JD Pallet**, we don't just provide pallets—we provide smart, sustainable solutions for a better future.

Our Products



 **INJECTION PALLET**



ROTO PALLET 



 **INDUSTRIAL CRATE**



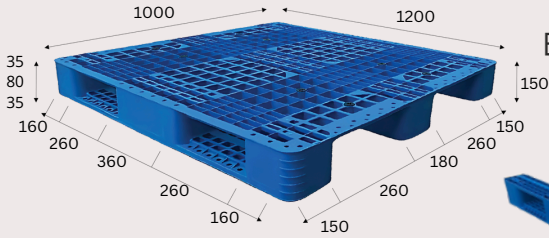
VEG & FRUIT CRATE 



 **WOODEN PALLET**



**MATERIAL HANDLING
EQUIPMENTS** 

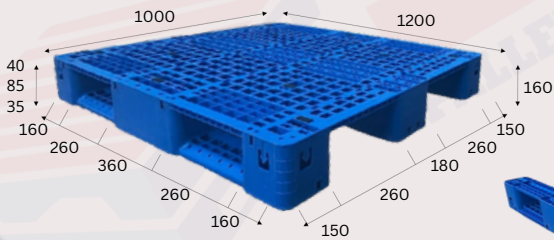


Entry :



Model :JDP001

1	DIMENSION	1200*1000*150mm	6	STATIC	2000KG
2	MATERIAL	HDPE	7	DYNAMIC	500KG
3	COLOUR	BLUE, BLACK, WHITE, YELLOW, RED, GREY, GREEN	8	RACKING	300KG
4	DESIGN	PERFORATED TOP, SINGLE DECK, 3 RUNNER	9	EXPORT	2000KG
5	PROCESS	INJECTION MOLDED	10	WEIGHT	11KG (+ - 5%)



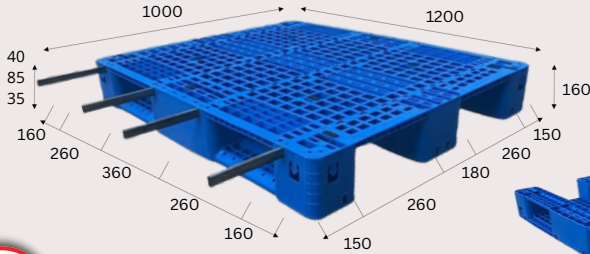
Entry :



Model :JDP002

1	DIMENSION	1200*1000*160mm	6	STATIC	4000KG
2	MATERIAL	HDPE	7	DYNAMIC	1000KG
3	COLOUR	BLUE, BLACK, WHITE, YELLOW, RED, GREY, GREEN	8	RACKING	750KG
4	DESIGN	PERFORATED TOP, SINGLE DECK, 3 RUNNER	9	EXPORT	4000KG
5	PROCESS	INJECTION MOLDED	10	WEIGHT	14KG (+ - 5%)



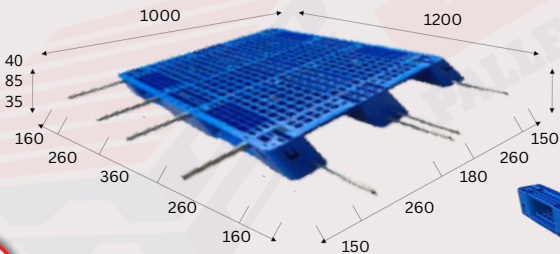


Entry :



Model :JDP003

1	DIMENSION	1200*1000*160mm	6	STATIC	5000KG
2	MATERIAL	HDPE	7	DYNAMIC	1200KG
3	COLOUR	BLUE, BLACK, WHITE, YELLOW, RED, GREY, GREEN	8	RACKING	1000KG
4	DESIGN	PERFORATED TOP, SINGLE DECK, 3 RUNNER	9	EXPORT	5000KG
5	PROCESS	INJECTION MOLDED	10	WEIGHT	14KG±2.3KG STEEL RODS 4 PCS=16.3KG(+ 5%)




Entry :



Model :JDP004

1	DIMENSION	1200*1000*160mm	6	STATIC	6000KG
2	MATERIAL	HDPE	7	DYNAMIC	1200KG
3	COLOUR	BLUE, BLACK, WHITE, YELLOW, RED, GREY, GREEN	8	RACKING	1200KG
4	DESIGN	PERFORATED TOP, SINGLE DECK, 3 RUNNER	9	EXPORT	6000KG
5	PROCESS	INJECTION MOLDED	10	WEIGHT	14KG±5KG STEEL RODS 8 PCS=19KG(+ 5%)

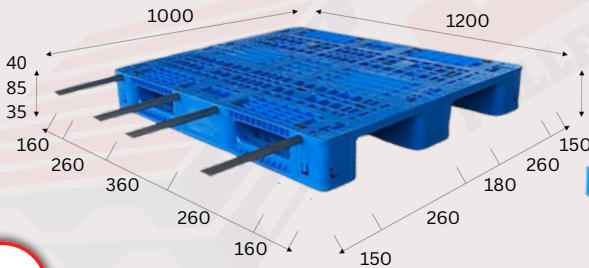


Entry :



Model: JDP005

1	DIMENSION	1200*1000*160mm	6	STATIC	4000KG
2	MATERIAL	HDPE	7	DYNAMIC	1200KG
3	COLOUR	BLUE, BLACK, WHITE, YELLOW, RED, GREY, GREEN	8	RACKING	1000KG
4	DESIGN	PERFORATED TOP, SINGLE DECK, 3 RUNNER	9	EXPORT	4000KG
5	PROCESS	INJECTION MOLDED	10	WEIGHT	16.5KG(+ 5%)

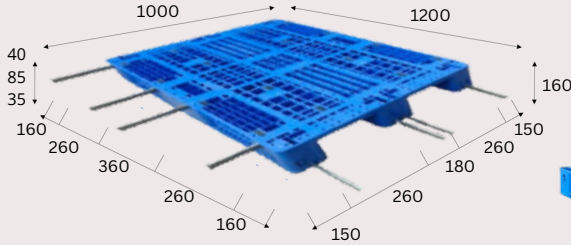


Entry :



Model: JDP006

1	DIMENSION	1200*1000*160mm	6	STATIC	6000KG
2	MATERIAL	HDPE	7	DYNAMIC	1200KG
3	COLOUR	BLUE, BLACK, WHITE, YELLOW, RED, GREY, GREEN	8	RACKING	1200KG
4	DESIGN	PERFORATED TOP, SINGLE DECK, 3 RUNNER	9	EXPORT	6000KG
5	PROCESS	INJECTION MOLDED	10	WEIGHT	16.5KG+2.3KG STEEL RODS 4 PCS=18.8KG(+ 5%)




Entry :



Model: JDP007

1	DIMENSION	1200*1000*160mm	6	STATIC	6000KG
2	MATERIAL	HDPE	7	DYNAMIC	1500KG
3	COLOUR	BLUE, BLACK, WHITE, YELLOW, RED, GREY, GREEN	8	RACKING	1500KG
4	DESIGN	PERFORATED TOP, SINGLE DECK, 3 RUNNER	9	EXPORT	6000KG
5	PROCESS	INJECTION MOLDED	10	WEIGHT	16.5KG+5KG STEEL RODS 8 PCS=21.5KG(+5%)

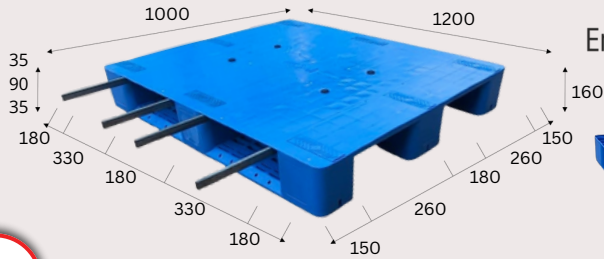


Entry :



Model: JDP008

1	DIMENSION	1200*1000*160mm	6	STATIC	4000KG
2	MATERIAL	HDPE	7	DYNAMIC	1000KG
3	COLOUR	BLUE, BLACK, WHITE, YELLOW, RED, GREY, GREEN	8	RACKING	650KG
4	DESIGN	PERFORATED TOP, SINGLE DECK, 3 RUNNER	9	EXPORT	4000KG
5	PROCESS	INJECTION MOLDED	10	WEIGHT	16.5KG(+5%)




Entry :



Model: JDP009

1	DIMENSION	1200*1000*160mm	6	STATIC	5000KG
2	MATERIAL	HDPE	7	DYNAMIC	1200KG
3	COLOUR	BLUE, BLACK, WHITE, YELLOW, RED, GREY, GREEN	8	RACKING	1000KG
4	DESIGN	PERFORATED TOP, SINGLE DECK, 3 RUNNER	9	EXPORT	5000KG
5	PROCESS	INJECTION MOLDED	10	WEIGHT	16.5KG+2.3KG 4 PCS STEEL RODS =18.8KG(+/- 5%)




Entry :




Model: JDP010

1	DIMENSION	1200*1000*160mm	6	STATIC	6000KG
2	MATERIAL	HDPE	7	DYNAMIC	1500KG
3	COLOUR	BLUE, BLACK, WHITE, YELLOW, RED, GREY, GREEN	8	RACKING	1500KG
4	DESIGN	PERFORATED TOP, SINGLE DECK, 3 RUNNER	9	EXPORT	6000KG
5	PROCESS	INJECTION MOLDED	10	WEIGHT	16.5KG+4.5KG STEEL RODS 8 PCS=21KG(+/- 5%)



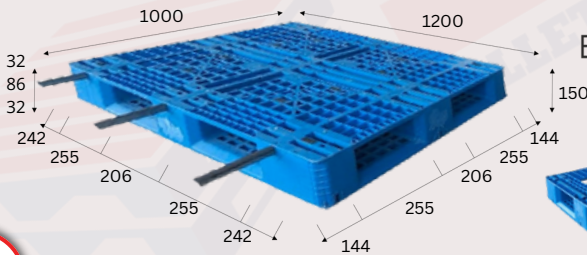


Entry :



Model: JDP001

1	DIMENSION	1200*1000*150mm	6	STATIC	4000KG
2	MATERIAL	HDPE	7	DYNAMIC	1000KG
3	COLOUR	BLUE, BLACK, WHITE, YELLOW, RED, GREY, GREEN	8	RACKING	650KG
4	DESIGN	PERFORATED TOP, SINGLE DECK, 6 RUNNER	9	EXPORT	4000KG
5	PROCESS	INJECTION MOLDED	10	WEIGHT	15.3KG(+/- 5%)

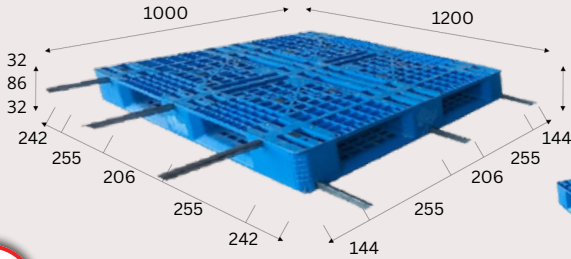


Entry :




Model: JDP002

1	DIMENSION	1200*1000*150mm	6	STATIC	5000KG
2	MATERIAL	HDPE	7	DYNAMIC	1200KG
3	COLOUR	BLUE, BLACK, WHITE, YELLOW, RED, GREY, GREEN	8	RACKING	1000KG
4	DESIGN	PERFORATED TOP, SINGLE DECK, 6 RUNNER	9	EXPORT	5000KG
5	PROCESS	INJECTION MOLDED	10	WEIGHT	15.3KG+17KG 3 PCS STEEL RODS=17KG(+/- 5%)




Entry :



Model: JDP0013

1	DIMENSION	1200*1000*150mm	6	STATIC	6000KG
2	MATERIAL	HDPE	7	DYNAMIC	1500KG
3	COLOUR	BLUE, BLACK, WHITE, YELLOW, RED, GREY, GREEN	8	RACKING	1200KG
4	DESIGN	PERFORATED TOP, SINGLE DECK, 6 RUNNER	9	EXPORT	6000KG
5	PROCESS	INJECTION MOLDED	10	WEIGHT	15.3KG+3.8KG 6 PCS STEEL RODS=19.1KG(+5%)




Entry :



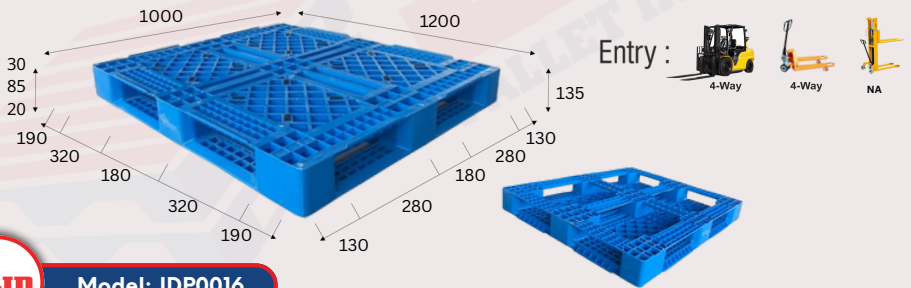
Model: JDP0014

1	DIMENSION	1200*1000*150mm	6	STATIC	3000KG
2	MATERIAL	HDPE	7	DYNAMIC	750KG
3	COLOUR	BLUE, BLACK, WHITE, YELLOW, RED, GREY, GREEN	8	RACKING	NA
4	DESIGN	PERFORATED TOP, SINGLE DECK, 6 RUNNER	9	EXPORT	3000KG
5	PROCESS	INJECTION MOLDED	10	WEIGHT	12.5KG(+5%)




Model: JDP0015

1	DIMENSION	1200*1000*140mm	6	STATIC	4000KG
2	MATERIAL	PP	7	DYNAMIC	1000KG
3	COLOUR	GREY	8	RACKING	NA
4	DESIGN	PARTIALLY PLAIN TOP, SINGLE DECK, 6 RUNNER	9	EXPORT	4000KG
5	PROCESS	INJECTION MOLDED	10	WEIGHT	19KG(+ - 5%)



Model: JDP0016

1	DIMENSION	1200*1000*135mm	6	STATIC	2000KG
2	MATERIAL	HDPE	7	DYNAMIC	500KG
3	COLOUR	BLUE, BLACK, WHITE, YELLOW, RED, GREY, GREEN	8	RACKING	NA
4	DESIGN	PERFORATED TOP, SINGLE DECK, 6 RUNNER	9	EXPORT	2000KG
5	PROCESS	INJECTION MOLDED	10	WEIGHT	11KG(+ - 5%)

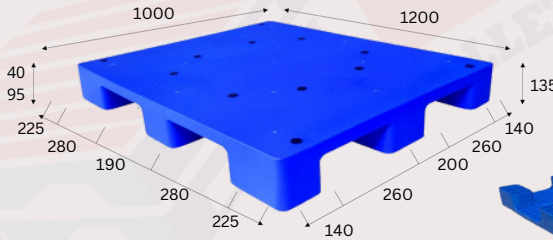


Entry :




Model: JDP0017

1	DIMENSION	1200*1000*120mm	6	STATIC	1500KG
2	MATERIAL	HDPE	7	DYNAMIC	500KG
3	COLOUR	BLUE, BLACK, WHITE, YELLOW, RED, GREY, GREEN	8	RACKING	NA
4	DESIGN	PERFORATED TOP, SINGLE DECK, 6 RUNNER	9	EXPORT	1500KG
5	PROCESS	INJECTION MOLDED	10	WEIGHT	8.3KG(+/- 5%)




Entry :



Model: JDP0018

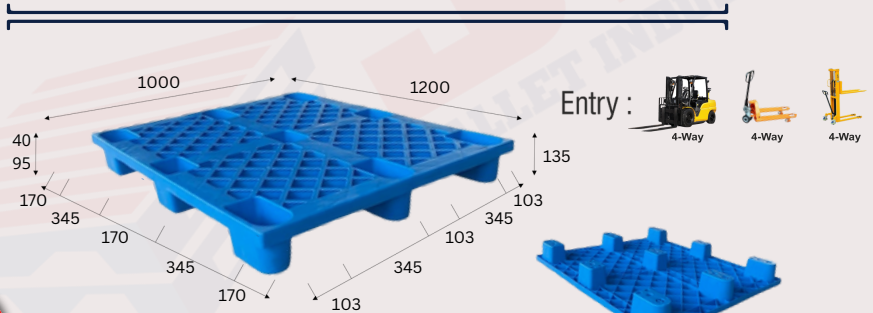
1	DIMENSION	1200*1000*135mm	6	STATIC	2500KG
2	MATERIAL	HDPE	7	DYNAMIC	750KG
3	COLOUR	BLUE, BLACK, WHITE, YELLOW, RED, GREY, GREEN	8	RACKING	NA
4	DESIGN	PLAIN TOP, SINGLE DECK, 9 LEG	9	EXPORT	2500KG
5	PROCESS	INJECTION MOLDED	10	WEIGHT	13KG(+/- 5%)





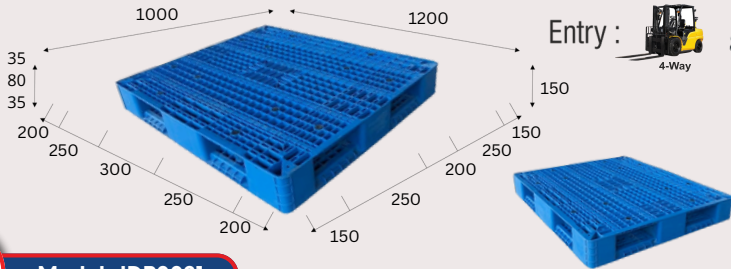
Model: JDP0019

1	DIMENSION	1200*1000*135mm	6	STATIC	1500KG
2	MATERIAL	HDPE	7	DYNAMIC	500KG
3	COLOUR	BLUE, BLACK, WHITE, YELLOW, RED, GREY, GREEN	8	RACKING	NA
4	DESIGN	PLAIN TOP, SINGLE DECK, 9 LEG	9	EXPORT	1500KG
5	PROCESS	INJECTION MOLDED	10	WEIGHT	9KG(+/- 5%)



Model: JDP0020

1	DIMENSION	1200*1000*135mm	6	STATIC	1000KG
2	MATERIAL	HDPE	7	DYNAMIC	350KG
3	COLOUR	BLUE, BLACK, WHITE, YELLOW, RED, GREY, GREEN	8	RACKING	NA
4	DESIGN	PERFORATED TOP, SINGLE DECK, 9 LEG	9	EXPORT	1000KG
5	PROCESS	INJECTION MOLDED	10	WEIGHT	7KG(+/- 5%)

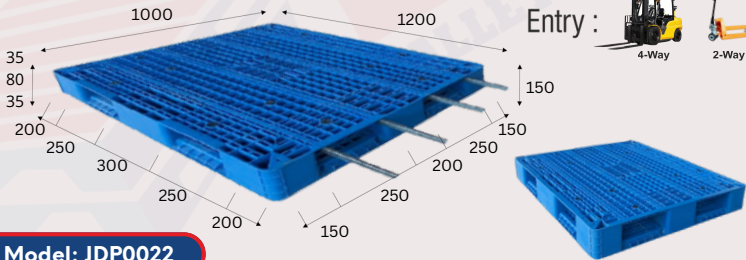


Entry :



Model: JDP0021

1	DIMENSION	1200*1000*150mm	6	STATIC	4000KG
2	MATERIAL	HDPE	7	DYNAMIC	1000KG
3	COLOUR	BLUE, BLACK, WHITE, YELLOW, RED, GREY, GREEN	8	RACKING	NA
4	DESIGN	PERFORATED TOP, DOUBLE DECK	9	EXPORT	4000KG
5	PROCESS	INJECTION MOLDED	10	WEIGHT	19KG(+/- 5%)

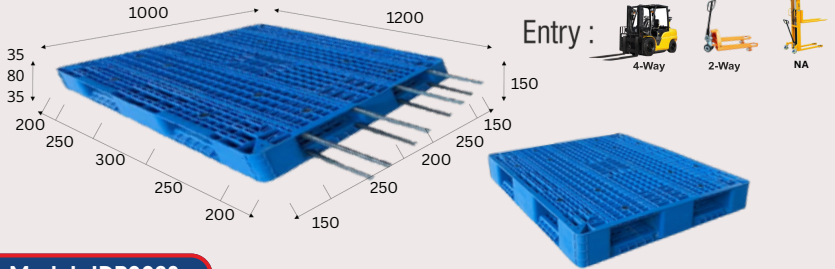


Entry :



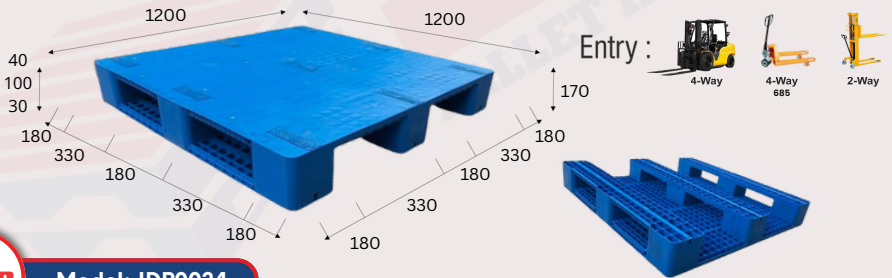
Model: JDP0022

1	DIMENSION	1200*1000*150mm	6	STATIC	5000KG
2	MATERIAL	HDPE	7	DYNAMIC	1200KG
3	COLOUR	BLUE, BLACK, WHITE, YELLOW, RED, GREY, GREEN	8	RACKING	NA
4	DESIGN	PERFORATED TOP, DOUBLE DECK	9	EXPORT	5000KG
5	PROCESS	INJECTION MOLDED	10	WEIGHT	19KG+2.8KG 4 PCS STEEL RODS=21.8KG(+/- 5%)



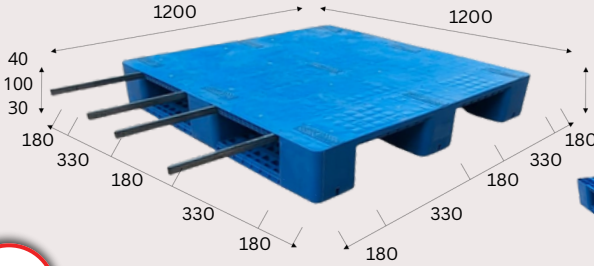
Model: JDP0023

1	DIMENSION	1200*1000*150mm	6	STATIC	6000KG
2	MATERIAL	HDPE	7	DYNAMIC	1500KG
3	COLOUR	BLUE, BLACK, WHITE, YELLOW, RED, GREY, GREEN	8	RACKING	NA
4	DESIGN	PERFORATED TOP, DOUBLE DECK	9	EXPORT	6000KG
5	PROCESS	INJECTION MOLDED	10	WEIGHT	19KG+KG+5.6KG 8 PCS STEEL RODS=24.6KG(+/- 5%)




Model: JDP0024

1	DIMENSION	1200*1200*170mm	6	STATIC	4000KG
2	MATERIAL	HDPE	7	DYNAMIC	1000KG
3	COLOUR	BLUE, BLACK, WHITE, YELLOW, RED, GREY, GREEN	8	RACKING	750
4	DESIGN	PLAIN TOP, SINGLE DECK, 3 RUNNER	9	EXPORT	4000KG
5	PROCESS	INJECTION MOLDED	10	WEIGHT	20.5KG(+/- 5%)

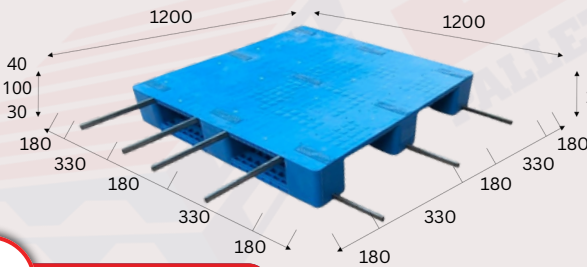


Entry :



Model: JDP0025

1	DIMENSION	1200*1200*170mm	6	STATIC	5000KG
2	MATERIAL	HDPE	7	DYNAMIC	1200KG
3	COLOUR	BLUE, BLACK, WHITE, YELLOW, RED, GREY, GREEN	8	RACKING	1000KG
4	DESIGN	PLAIN TOP, SINGLE DECK, 3 RUNNER	9	EXPORT	5000KG
5	PROCESS	INJECTION MOLDED	10	WEIGHT	20.5KG+2.8KG 4 PCS STEEL RODS=23.3KG (+-5%)




Entry :



Model: JDP0026

1	DIMENSION	1200*1200*170mm	6	STATIC	6000KG
2	MATERIAL	HDPE	7	DYNAMIC	1200KG
3	COLOUR	BLUE, BLACK, WHITE, YELLOW, RED, GREY, GREEN	8	RACKING	1200KG
4	DESIGN	PLAIN TOP, SINGLE DECK, 3 RUNNER	9	EXPORT	6000KG
5	PROCESS	INJECTION MOLDED	10	WEIGHT	20.5KG+4.9KG 7 PCS STEEL RODS=25.4KG (+-5%)

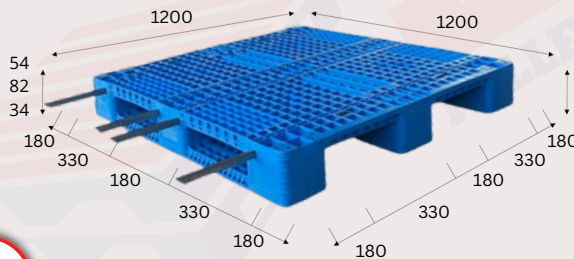


Entry :



Model: JDP0027

1	DIMENSION	1200*1200*170mm	6	STATIC	4000KG
2	MATERIAL	HDPE	7	DYNAMIC	1000KG
3	COLOUR	BLUE, BLACK, WHITE, YELLOW, RED, GREY, GREEN	8	RACKING	750
4	DESIGN	PERFORATED TOP, SINGLE DECK, 3 RUNNER	9	EXPORT	4000KG
5	PROCESS	INJECTION MOLDED	10	WEIGHT	19KG(+ 5%)

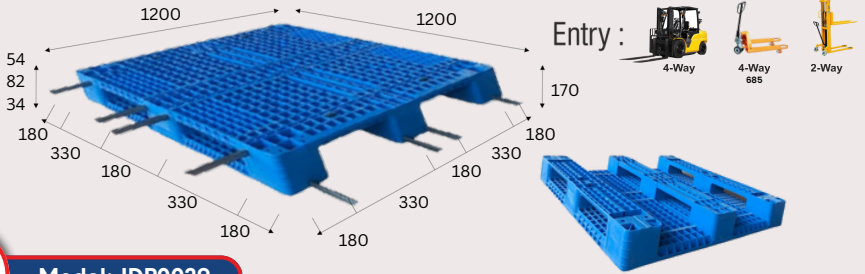


Entry :




Model: JDP0028

1	DIMENSION	1200*1200*170mm	6	STATIC	5000KG
2	MATERIAL	HDPE	7	DYNAMIC	1200KG
3	COLOUR	BLUE, BLACK, WHITE, YELLOW, RED, GREY, GREEN	8	RACKING	1000KG
4	DESIGN	PERFORATED TOP, SINGLE DECK, 3 RUNNER	9	EXPORT	5000KG
5	PROCESS	INJECTION MOLDED	10	WEIGHT	19KG+2.8KG 4 PCS STEEL RODS=21.8KG(+ 5%)



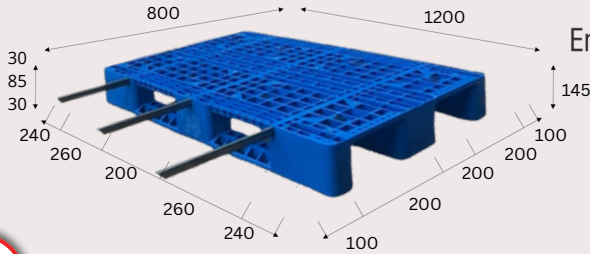
Model: JDP0029

1	DIMENSION	1200*1200*170mm	6	STATIC	6000KG
2	MATERIAL	HDPE	7	DYNAMIC	1200KG
3	COLOUR	BLUE, BLACK, WHITE, YELLOW, RED, GREY, GREEN	8	RACKING	1200KG
4	DESIGN	PERFORATED TOP, SINGLE DECK, 3 RUNNER	9	EXPORT	6000KG
5	PROCESS	INJECTION MOLDED	10	WEIGHT	19KG+5.6KG 8 PCS STEEL RODS=24.6KG(+5%)



Model: JDP0030

1	DIMENSION	1200*800*145mm	6	STATIC	1500KG
2	MATERIAL	HDPE	7	DYNAMIC	400KG
3	COLOUR	BLUE, BLACK, WHITE, YELLOW, RED, GREY, GREEN	8	RACKING	350KG
4	DESIGN	PERFORATED TOP, SINGLE DECK, 3 RUNNER	9	EXPORT	1500KG
5	PROCESS	INJECTION MOLDED	10	WEIGHT	8.5KG(+5%)

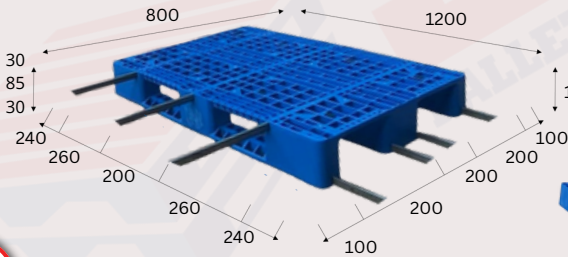


Entry :



Model: JDP0031

1	DIMENSION	1200*800*145mm	6	STATIC	2000KG
2	MATERIAL	HDPE	7	DYNAMIC	600KG
3	COLOUR	BLUE, BLACK, WHITE, YELLOW, RED, GREY, GREEN	8	RACKING	500KG
4	DESIGN	PERFORATED TOP, SINGLE DECK, 3 RUNNER	9	EXPORT	2000KG
5	PROCESS	INJECTION MOLDED	10	WEIGHT	8.5KG+1.5KG 3 PCS STEEL RODS=10KG (+5%)




Entry :



Model: JDP0032

1	DIMENSION	1200*800*145mm	6	STATIC	2500KG
2	MATERIAL	HDPE	7	DYNAMIC	800KG
3	COLOUR	BLUE, BLACK, WHITE, YELLOW, RED, GREY, GREEN	8	RACKING	750KG
4	DESIGN	PERFORATED TOP, SINGLE DECK, 3 RUNNER	9	EXPORT	2500KG
5	PROCESS	INJECTION MOLDED	10	WEIGHT	8.5KG+3.8KG 7 PCS STEEL RODS=12.1KG (+5%)





Entry :




Model: JDP0033

1	DIMENSION	1220*760*140mm	6	STATIC	1500KG
2	MATERIAL	HDPE	7	DYNAMIC	500KG
3	COLOUR	BLUE, BLACK, WHITE, YELLOW, RED, GREY, GREEN	8	RACKING	350KG
4	DESIGN	PERFORATED TOP, SINGLE DECK, 3 RUNNER	9	EXPORT	1500KG
5	PROCESS	INJECTION MOLDED	10	WEIGHT	9KG(+ 5%)



This pallet is custom-designed to fit container sizes perfectly, enabling efficient storage with 3 pallets in a single line.




Entry :




Model: JDP0034

1	DIMENSION	1100*1100*140mm	6	STATIC	4000KG
2	MATERIAL	PP	7	DYNAMIC	1000KG
3	COLOUR	GREY	8	RACKING	NA
4	DESIGN	PARTIALLY PLAIN TOP, SINGLE DECK, 6 RUNNER	9	EXPORT	4000KG
5	PROCESS	INJECTION MOLDED	10	WEIGHT	19KG(+ 5%)




Entry :




Model: JDP0035

1	DIMENSION	1100*1100*150mm	6	STATIC	2000KG
2	MATERIAL	HDPE	7	DYNAMIC	650KG
3	COLOUR	BLUE, BLACK, WHITE, YELLOW, RED, GREY, GREEN	8	RACKING	NA
4	DESIGN	PERFORATED TOP, SINGLE DECK, 6 RUNNER	9	EXPORT	2000KG
5	PROCESS	INJECTION MOLDED	10	WEIGHT	10.5KG(+/- 5%)

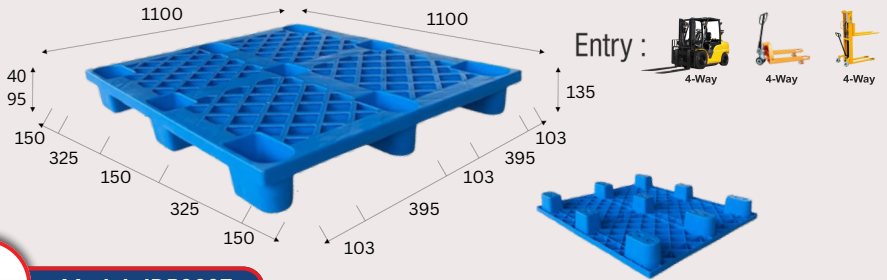


Entry :




Model: JDP0036

1	DIMENSION	1100*1100*120mm	6	STATIC	1500KG
2	MATERIAL	HDPE	7	DYNAMIC	400KG
3	COLOUR	BLUE, BLACK, WHITE, YELLOW, RED, GREY, GREEN	8	RACKING	NA
4	DESIGN	PERFORATED TOP, SINGLE DECK, 6 RUNNER	9	EXPORT	1500KG
5	PROCESS	INJECTION MOLDED	10	WEIGHT	7.5KG(+/- 5%)



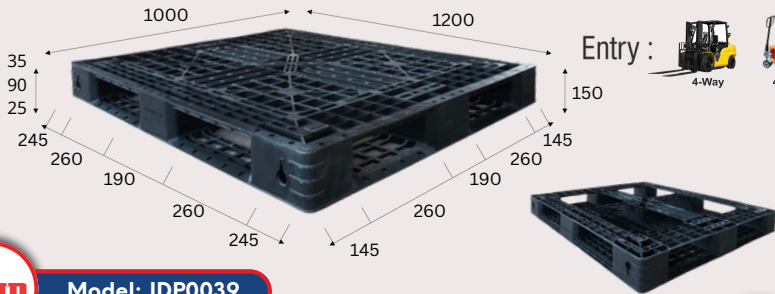
Model: JDP0037

1	DIMENSION	1100*1100*135mm	6	STATIC	1000KG
2	MATERIAL	HDPE	7	DYNAMIC	350KG
3	COLOUR	BLUE, BLACK, WHITE, YELLOW, RED, GREY, GREEN	8	RACKING	NA
4	DESIGN	PERFORATED TOP, SINGLE DECK, 9 LEG	9	EXPORT	1000KG
5	PROCESS	INJECTION MOLDED	10	WEIGHT	7KG(+/- 5%)




Model: JDP0038

1	DIMENSION	1200*1000*160mm	6	STATIC	3000KG
2	MATERIAL	PP	7	DYNAMIC	500KG
3	COLOUR	BLACK	8	RACKING	NA
4	DESIGN	PERFORATED TOP, SINGLE DECK, 3 RUNNER	9	EXPORT	3000KG
5	PROCESS	INJECTION MOLDED	10	WEIGHT	15KG(+/- 5%)




Model: JDP0039

1	DIMENSION	1200*1000*150mm	6	STATIC	2500KG
2	MATERIAL	PP	7	DYNAMIC	500KG
3	COLOUR	BLACK	8	RACKING	NA
4	DESIGN	PERFORATED TOP, SINGLE DECK, 6 RUNNER	9	EXPORT	2500KG
5	PROCESS	INJECTION MOLDED	10	WEIGHT	12.5KG(+ 5%)



Model: JDP0040

1	DIMENSION	1200*1000*135mm	6	STATIC	2000KG
2	MATERIAL	PP	7	DYNAMIC	500KG
3	COLOUR	BLACK	8	RACKING	NA
4	DESIGN	PERFORATED TOP, SINGLE DECK, 6 RUNNER	9	EXPORT	2000KG
5	PROCESS	INJECTION MOLDED	10	WEIGHT	11KG(+ 5%)

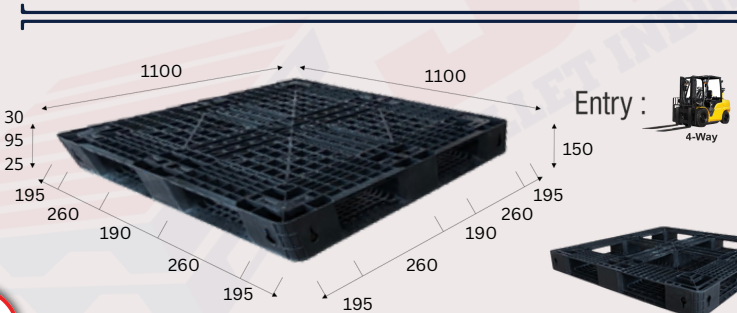


Entry :



Model: JDP0041

1	DIMENSION	1200*1000*120mm	6	STATIC	1500KG
2	MATERIAL	PP	7	DYNAMIC	400KG
3	COLOUR	BLACK	8	RACKING	NA
4	DESIGN	PERFORATED TOP, SINGLE DECK, 6 RUNNER	9	EXPORT	1500KG
5	PROCESS	INJECTION MOLDED	10	WEIGHT	8KG(+/- 5%)




Entry :



Model: JDP0042

1	DIMENSION	1100*1100*150mm	6	STATIC	2000KG
2	MATERIAL	PP	7	DYNAMIC	500KG
3	COLOUR	BLACK	8	RACKING	NA
4	DESIGN	PERFORATED TOP, SINGLE DECK, 6 RUNNER	9	EXPORT	2000KG
5	PROCESS	INJECTION MOLDED	10	WEIGHT	10.5KG(+/- 5%)




Entry :



Model: JDP0043

1	DIMENSION	1100*1100*120mm	6	STATIC	1500KG
2	MATERIAL	PP	7	DYNAMIC	400KG
3	COLOUR	BLACK	8	RACKING	NA
4	DESIGN	PERFORATED TOP, SINGLE DECK, 6 RUNNER	9	EXPORT	1500KG
5	PROCESS	INJECTION MOLDED	10	WEIGHT	7.5KG(+ 5%)




Entry :



Model: JDP0044

1	DIMENSION	1200*800*145mm	6	STATIC	1500KG
2	MATERIAL	PP	7	DYNAMIC	400KG
3	COLOUR	BLACK	8	RACKING	NA
4	DESIGN	PERFORATED TOP, SINGLE DECK, 3 RUNNER	9	EXPORT	1500KG
5	PROCESS	INJECTION MOLDED	10	WEIGHT	8.5KG(+ 5%)






Entry :

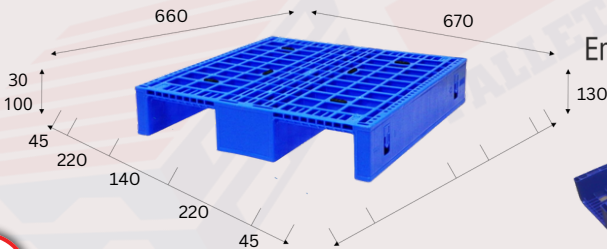


Model: JDP0045


1	DIMENSION	1220*760*140mm	6	STATIC	2000KG
2	MATERIAL	PP	7	DYNAMIC	500KG
3	COLOUR	BLACK	8	RACKING	NA
4	DESIGN	PERFORATED TOP, SINGLE DECK, 3 RUNNER	9	EXPORT	2000KG
5	PROCESS	INJECTION MOLDED	10	WEIGHT	10KG(+ 5%)



This pallet is custom-designed to fit container sizes perfectly, enabling efficient storage with 3 pallets in a single line.




Entry :



Model: JDP0046

1	DIMENSION	660*670*130mm	6	STATIC	1000KG
2	MATERIAL	HDPE	7	DYNAMIC	500KG
3	COLOUR	BLUE, BLACK, WHITE, YELLOW, RED, GREY, GREEN	8	RACKING	NA
4	DESIGN	PERFORATED TOP, SINGLE DECK, 3 RUNNER	9	EXPORT	1000KG
5	PROCESS	INJECTION MOLDED	10	WEIGHT	3.8KG(+ 5%)




Entry :



Model: JDP0047

1	DIMENSION	1300*1100*120mm	6	STATIC	1500KG
2	MATERIAL	PP	7	DYNAMIC	500KG
3	COLOUR	BLACK	8	RACKING	NA
4	DESIGN	PERFORATED TOP, SINGLE DECK, 6 RUNNER	9	EXPORT	1500KG
5	PROCESS	INJECTION MOLDED	10	WEIGHT	11.5KG(+ 5%)




Entry :



Model: JDP0048

1	DIMENSION	1300*1100*130mm	6	STATIC	2500KG
2	MATERIAL	PP	7	DYNAMIC	650KG
3	COLOUR	BLACK	8	RACKING	NA
4	DESIGN	PERFORATED TOP, SINGLE DECK, 6 RUNNER	9	EXPORT	2500KG
5	PROCESS	INJECTION MOLDED	10	WEIGHT	13KG(+ 5%)



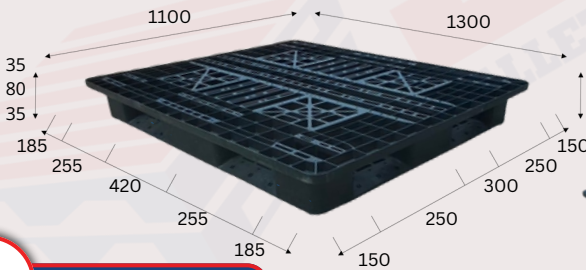


Entry :




Model: JDP0049

1	DIMENSION	1300*1100*120mm	6	STATIC	3000KG
2	MATERIAL	PP	7	DYNAMIC	750KG
3	COLOUR	BLACK	8	RACKING	NA
4	DESIGN	PERFORATED TOP, SINGLE DECK, 6 RUNNER	9	EXPORT	3000KG
5	PROCESS	INJECTION MOLDED	10	WEIGHT	15KG(+ - 5%)

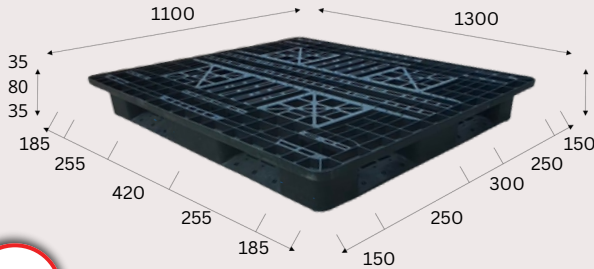


Entry :



Model: JDP0050

1	DIMENSION	1300*1100*150mm	6	STATIC	1500KG
2	MATERIAL	PP	7	DYNAMIC	500KG
3	COLOUR	BLACK	8	RACKING	NA
4	DESIGN	CP7, PERFORATED TOP, SINGLE DECK, 6 RUNNER	9	EXPORT	1500KG
5	PROCESS	INJECTION MOLDED	10	WEIGHT	11.5KG(+ - 5%)

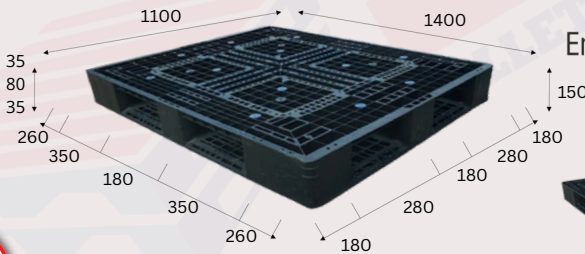


Entry :




Model: JDP0051

1	DIMENSION	1300*1100*150mm	6	STATIC	2500KG
2	MATERIAL	PP	7	DYNAMIC	650KG
3	COLOUR	BLACK	8	RACKING	NA
4	DESIGN	CP7, PERFORATED TOP, SINGLE DECK, 6 RUNNER	9	EXPORT	2500KG
5	PROCESS	INJECTION MOLDED	10	WEIGHT	13KG(+/- 5%)



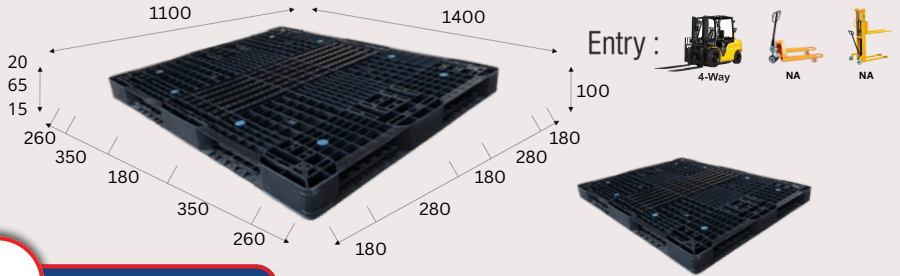
Entry :



Model: JDP0052

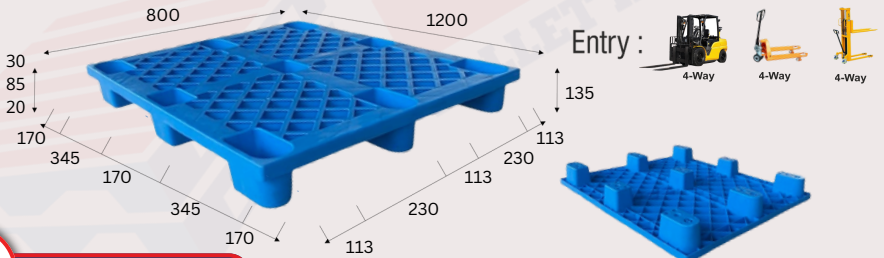
1	DIMENSION	1400*1100*150mm	6	STATIC	3000KG
2	MATERIAL	PP	7	DYNAMIC	750KG
3	COLOUR	BLACK	8	RACKING	NA
4	DESIGN	PERFORATED TOP, SINGLE DECK, 6 RUNNER	9	EXPORT	3000KG
5	PROCESS	INJECTION MOLDED	10	WEIGHT	14KG(+/- 5%)





Model: JDP0053

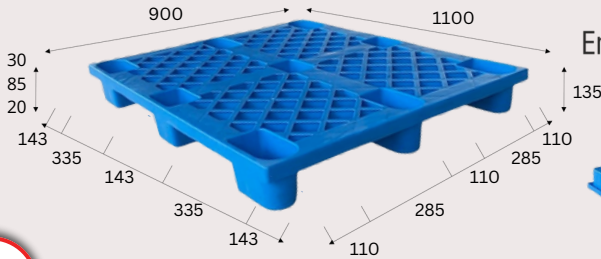
1	DIMENSION	1400*1100*100mm	6	STATIC	2000KG
2	MATERIAL	PP	7	DYNAMIC	600KG
3	COLOUR	BLACK	8	RACKING	NA
4	DESIGN	PERFORATED TOP, DOUBLE DECK	9	EXPORT	2000KG
5	PROCESS	INJECTION MOLDED	10	WEIGHT	11KG(+/- 5%)




Model: JDP0054

1	DIMENSION	1200*800*135mm	6	STATIC	1000KG
2	MATERIAL	HDPE	7	DYNAMIC	350KG
3	COLOUR	BLUE, BLACK, WHITE, YELLOW, RED, GREY, GREEN	8	RACKING	NA
4	DESIGN	PERFORATED TOP, SINGLE DECK, 9 LEG	9	EXPORT	1000KG
5	PROCESS	INJECTION MOLDED	10	WEIGHT	4.60KG(+/- 5%)






Entry :




Model: JDP0055

1	DIMENSION	1100*900*135mm	6	STATIC	1000KG
2	MATERIAL	HDPE	7	DYNAMIC	350KG
3	COLOUR	BLUE, BLACK, WHITE, YELLOW, RED, GREY, GREEN	8	RACKING	NA
4	DESIGN	PERFORATED TOP, SINGLE DECK, 9 LEG	9	EXPORT	1000KG
5	PROCESS	INJECTION MOLDED	10	WEIGHT	4.20KG(+ 5%)




Entry :




Model: JDP0056

1	DIMENSION	1150*1150*120mm	6	STATIC	1500KG
2	MATERIAL	HDPE	7	DYNAMIC	400KG
3	COLOUR	BLUE, BLACK, WHITE, YELLOW, RED, GREY, GREEN	8	RACKING	NA
4	DESIGN	PERFORATED TOP, SINGLE DECK, 6 RUNNER	9	EXPORT	1500KG
5	PROCESS	INJECTION MOLDED	10	WEIGHT	7.95KG(+ 5%)

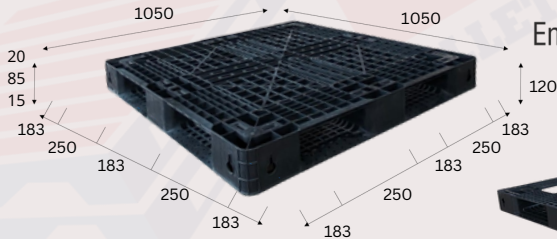


Entry :



Model: JDP0057

1	DIMENSION	1050*1050*120mm	6	STATIC	1500KG
2	MATERIAL	HDPE	7	DYNAMIC	400KG
3	COLOUR	BLUE, BLACK, WHITE, YELLOW, RED, GREY, GREEN	8	RACKING	NA
4	DESIGN	PERFORATED TOP, SINGLE DECK, 6 RUNNER	9	EXPORT	1500KG
5	PROCESS	INJECTION MOLDED	10	WEIGHT	7KG(+/- 5%)

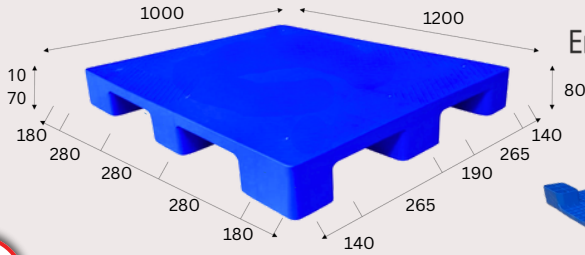


Entry :




Model: JDP0058

1	DIMENSION	1050*1050*120mm	6	STATIC	1500KG
2	MATERIAL	PP	7	DYNAMIC	400KG
3	COLOUR	BLACK	8	RACKING	NA
4	DESIGN	PERFORATED TOP, SINGLE DECK, 6 RUNNER	9	EXPORT	1500KG
5	PROCESS	INJECTION MOLDED	10	WEIGHT	7KG(+/- 5%)

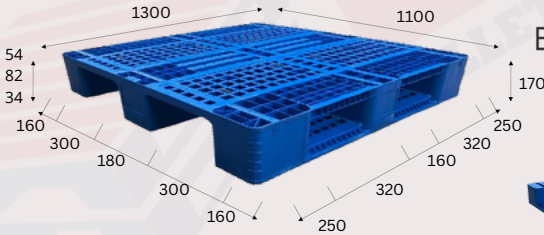


Entry :




Model: JDP0059

1	DIMENSION	1200*1000*80mm	6	STATIC	1000KG
2	MATERIAL	HDPE	7	DYNAMIC	400KG
3	COLOUR	BLUE, BLACK, WHITE, YELLOW, RED, GREY, GREEN	8	RACKING	NA
4	DESIGN	PLAIN TOP, SINGLE DECK, 9 LEG	9	EXPORT	1000KG
5	PROCESS	INJECTION MOLDED	10	WEIGHT	8.45KG(+/- 5%)




Entry :




Model: JDP0060

1	DIMENSION	1300*1100*170mm	6	STATIC	4000KG
2	MATERIAL	HDPE	7	DYNAMIC	1200KG
3	COLOUR	BLUE, BLACK, WHITE, YELLOW, RED, GREY, GREEN	8	RACKING	4000KG
4	DESIGN	PERFORATED TOP, SINGLE DECK, 3 RUNNER	9	EXPORT	NA
5	PROCESS	INJECTION MOLDED	10	WEIGHT	18KG(+/- 5%)

10 pcs Steel Rods Reinforcement Option Available for Racking & Heavy Movement 4 pcs Front Side 6 pcs Bottom Side




Entry :



Model: JDP0061

1	DIMENSION	1300*1100*150mm	6	STATIC	6000KG
2	MATERIAL	HDPE	7	DYNAMIC	1500KG
3	COLOUR	BLUE BLACK WHITE YELLOW RED GREY GREEN	8	RACKING	1200KG
4	DESIGN	PERFORATED TOP, DOUBLE DECK	9	EXPORT	6000KG
5	PROCESS	INJECTION MOLDED	10	WEIGHT	25KG(+ 5%)



Entry :



Model: JDP0062

1	DIMENSION	1000*1000*120mm	6	STATIC	1500KG
2	MATERIAL	PP	7	DYNAMIC	400KG
3	COLOUR	BLACK	8	RACKING	NA
4	DESIGN	PERFORATED TOP, SINGLE DECK, 6 RUNNER	9	EXPORT	1500KG
5	PROCESS	INJECTION MOLDED	10	WEIGHT	6KG(+ 5%)





Entry :



Model: JDP0063

1	PALLET SIZE	1200*800*160mm	6	STATIC	1500KG
2	MATERIAL	PP	7	DYNAMIC	750KG
3	COLOUR	GREY	8	LID SIZE	1200*800*60
4	SLEEVE HEIGHT	CUSTOMISED	9	SLEEVE SIZE	1190*790MM (OD) 1160*760MM (ID)
5	PROCESS	INJECTION MOLDED	10	STACKING	750 KG DEPENDS ON SLEEVE GSM



Entry :



Model: JDP0064

1	PALLET SIZE	1200*1000*160mm	6	STATIC	1500KG
2	MATERIAL	PP	7	DYNAMIC	750KG
3	COLOUR	GREY	8	LID SIZE	1200*1000*60
4	SLEEVE HEIGHT	CUSTOMISED	9	SLEEVE SIZE	1190*990MM (OD) 1160*960MM (ID)
5	PROCESS	INJECTION MOLDED	10	STACKING	750 KG DEPENDS ON SLEEVE GSM



Entry :



Model: JDP0065

1	DIMENSION	1200*800*160mm	6	STATIC	1000KG
2	MATERIAL	PP	7	DYNAMIC	500KG
3	COLOUR	GREY & BLACK	8	LID SIZE	1200*800*60
4	SLEEVE HEIGHT	CUSTOMISED	9	SLEEVE SIZE	1190*780MM (OD) 1160*760MM (ID)
5	PROCESS	INJECTION MOLDED	10	STACKING	500 KG DEPENDS ON SLEEVE GSM

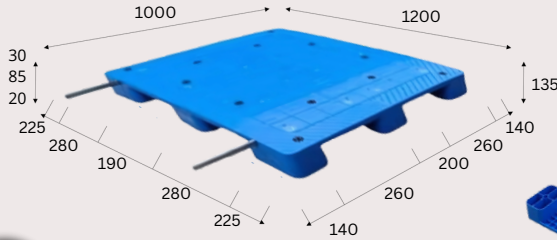


Entry :




Model: JDP0066

1	DIMENSION	1200*1000*160mm	6	STATIC	1000KG
2	MATERIAL	PP	7	DYNAMIC	500KG
3	COLOUR	GREY & BLACK	8	LID SIZE	1200*1000*60
4	SLEEVE HEIGHT	CUSTOMISED	9	SLEEVE SIZE	1190*980MM (OD) 1160*960MM (ID)
5	PROCESS	INJECTION MOLDED	10	STACKING	500 KG DEPENDS ON SLEEVE GSM

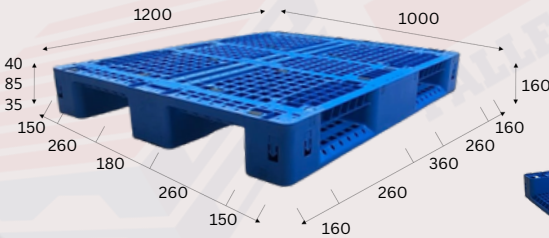


Entry :



Model: JDP0067

1	DIMENSION	1200*1000*135mm	6	STATIC	3000KG
2	MATERIAL	HDPE	7	DYNAMIC	750KG
3	COLOUR	BLUE, BLACK, WHITE, YELLOW, RED, GREY, GREEN	8	RACKING	NA
4	DESIGN	PLAIN TOP, SINGLE DECK, 9 LEG	9	EXPORT	3000KG
5	PROCESS	INJECTION MOLDED	10	WEIGHT	13KG+1.4KG 2PCS STEEL RODDS=14.4KG (+/- 5%)



Entry :



Model :JDP0068

1	DIMENSION	1200*1000*160mm	6	STATIC	4000KG
2	MATERIAL	HDPE	7	DYNAMIC	1000KG
3	COLOUR	BLUE, BLACK, WHITE, YELLOW, RED, GREY, GREEN	8	RACKING	750KG
4	DESIGN	PERFORATED TOP, SINGLE DECK, 3 RUNNER	9	EXPORT	4000KG
5	PROCESS	INJECTION MOLDED	10	WEIGHT	15.3KG (+/- 5%)




ROTO MOLDED PALLET


PLAIN TOP




PLAIN BOTTOM




BOTTOM WITH
RACK LOCK




TOP WITH
SAFETY EDGE




CHEQUERED TOP



PROFILE BOTTOM




3 RUNNER 2 WAY



9 LEG



3 RUNNER 4 WAY



At JD Pallet, our roto molded plastic pallets deliver exceptional durability, strength, and hygiene, making them perfect for industries like food, pharmaceuticals, and logistics, driving efficiency, productivity, and long-term benefits for businesses.

ROTO REGULAR PALLETS

PRODUCT	1200X1000X160MM	1200X1200X160MM	1200X800X160MM	1000X1000X160MM
Plain Top	✓	✓	✓	✓
Plain Bottom	✓	✓	✓	✓
Rack Lock	✓	✓	✓	✓
Safety Edge	✓	✓	✓	
Chequered Top	✓	✓	✓	✓
Profile Bottom	✓	✓		
3 Runner 2 Way	✓	✓	✓	✓
3 Runner 4 Way	✓		✓	
9 Leg	✓	✓	✓	✓

ROTO BIG PALLETS

PRODUCT	1600X1600X160MM	1500X1500X160MM	1400X1400X160MM	1300X1100X160MM
Plain Top	✓		✓	✓
Plain Bottom				✓
Rack Lock	✓	✓	✓	✓
Profile Bottom	✓	✓	✓	✓
Chequered Top	✓	✓		
3 Runner	✓	✓	✓	✓
9 Leg				

ROTO BIG PALLETS

PRODUCT	1350X1000X150MM	1200X1100X160MM	1140X1140X160MM	1200X1100X150MM
Plain Top	✓	✓		✓
Plain Bottom	✓	✓		
Rack Lock				
Profile Bottom		✓	✓	
Chequered Top		✓	✓	
3 Runner	✓	✓	✓	
9 Leg				✓

ROTO SMALL PALLETS

PRODUCT	600X600X160MM	800X800X160MM	900X900X160MM	1000X800X160MM	700X900X160MM
Plain Top	✓	✓	✓	✓	✓
Plain Bottom					
Rack Lock	✓	✓	✓	✓	✓
Profile Bottom					
Chequered Top					
3 Runner	✓	✓	✓	✓	✓
9 Leg		✓	✓	✓	✓

ROTO SMALL PALLETS

PRODUCT	750X750X160	750X900X160	1100X1100X160	-	-
Plain Top	✓	✓	✓		
Plain Bottom					
Rack Lock	✓	✓	✓		
Profile Bottom					
Chequered Top					
3 Runner	✓	✓			
9 Leg			✓		

ROTO PRINTING PALLETS

PRODUCT	770X610X150MM	1070X750X180MM	1060X750X160MM	1060X750X150MM	920X600X160MM
Plain Top	✓	Top With Groove	✓	✓	✓
Plain Bottom					
Rack Lock					
Profile Bottom					
Chequered Top					
3 Runner					
9 Leg	✓	✓	✓	6 Leg	6 Leg



ROTO DRUM PALLETS




Entry :



1	DIMENSION	1250*1250*160mm	3	STATIC	3000KG
2	RACKING	1000KG	4	DYNAMIC	1000KG

1	DIMENSION	1200*1200*160mm	3	STATIC	3000KG
2	RACKING	1000KG	4	DYNAMIC	1000KG

ROTO ROLL PALLETS



Entry :





1	DIMENSION	1200*1000*260mm	3	STATIC	3000KG
2	RACKING	1000KG	4	DYNAMIC	1000KG

1	DIMENSION	1200*800*260mm	3	STATIC	3000KG
2	RACKING	1000KG	4	DYNAMIC	1000KG

ROTO WINGS PALLETS




Entry :   



1	DIMENSION	1200*1000*160mm	1200*1000*160mm	1300*1100*160MM
2	DESIGN	3 RUNNER 2 WAY	9 LEG 4 WAY	3 RUNNER 2 WAY
3	APPLICATION	STATIC	DYNAMIC	RACKING

SPILL CONTAINMENT PALLETS

Entry :   



1	DIMENSION	1320*1320*440mm	1330*1330*200mm	1310*720*200MM	775*775*205MM
2	CAPACITY	250 LTR WITH TOP 4 DRUM	140 LTR WITH TOP 4 DRUM	80 LTR WITH TOP 2 DRUM	40 LTR WITH TOP 1 DRUM
3	APPLICATION	STATIC	DYNAMIC	-	-

PLASTIC CRATES

COMPLETELY CLOSED



CLOSED WITH HANDLE



SIDE PERFORATED



ATTACHED LID CRATE



FISH DW CRATE



TOTAL PERFORATED



COMMON VEG & FRUIT CRATE



FOLDABLE CRATE



BOTTLE CRATE



PP CORRUGATED BOX



DAIRY CRATE



NESTABLE CRATE



INDUSTRIAL BIN



FABRICATED CRATE



ROTO MOLDED CRATE



JD Pallet offers durable, top-quality plastic crates in various sizes, capacities, and designs for multiple industries, promoting reduced waste and enhanced hygiene.

INDUSTRIAL CRATE 300*200 SERIES

S:NO	MODEL:NO	SIZE (OD)	SIZE (ID)	CAPACITY	DESIGN
1.	JDCC32100	300*200*100	262*162*90	3.5 (Ltrs)	CC
2.	JDCC32150	300*200*150	265*165*143	6 (Ltrs)	CC
3.	JDCC32175	300*200*175	265*165*170	7.5 (Ltrs)	CC
4.	JDCC32200	300*200*200	268*168*192	8.5 (Ltrs)	CC

INDUSTRIAL CRATE 400*300 SERIES

S:NO	MODEL:NO	SIZE (OD)	SIZE (ID)	CAPACITY	DESIGN
5.	JDCC4380	400*300*80	360*260*65	6 (Ltrs)	CC
6.	JDCC43100	400*300*100	360*260*95	9 (Ltrs)	CC
7.	JDCC43120	400*300*120	360*260*115	10 (Ltrs)	CC
8.	JDCC43150	400*300*150	360*260*145	13 (Ltrs)	CC
9.	JDCC43175	400*300*175	360*260*170	15 (Ltrs)	CC
10.	JDCC43200	400*300*200	360*260*195	17 (Ltrs)	CC
11.	JDSP43200	400*300*200	360*260*195	17 (Ltrs)	SP
12.	JDTP43200	400*300*200	360*260*195	17 (Ltrs)	TP
13.	JDCC43220	400*300*220	360*260*215	20 (Ltrs)	CC

INDUSTRIAL CRATE 500*325 SERIES

S:NO	MODEL-NO	SIZE (OD)	SIZE (ID)	CAPACITY	DESIGN
14.	JDCH53100	500*325*100	468*292*95	15 (Ltrs)	CC/CH
15.	JDSP53100	500*325*100	468*292*95	15 (Ltrs)	SP
16.	JDTP53100	500*325*100	468*292*95	15 (Ltrs)	TP
17.	JDCH53150	500*325*150	468*292*145	19 (Ltrs)	CC/CH
18.	JDSP53150	500*325*150	468*292*145	19 (Ltrs)	SP
19.	JDTP53150	500*325*150	468*292*145	19 (Ltrs)	TP
20.	JDCH53200	500*325*200	468*292*195	26 (Ltrs)	CC/CH
21.	JDSP53200	500*325*200	468*292*195	26 (Ltrs)	SP
22.	JDTP53200	500*325*200	468*292*195	26 (Ltrs)	TP
23.	JDCH53250	500*325*250	468*292*145	32 (Ltrs)	CC/CH
24.	JDSP53250	500*325*250	468*292*145	32 (Ltrs)	SP
25.	JDTP53250	500*325*250	468*292*145	32 (Ltrs)	TP



INDUSTRIAL CRATE 600*400 SERIES

S:NO	MODEL:NO	SIZE (OD)	SIZE (ID)	CAPACITY	DESIGN
26.	JDCH6485	600*400*85	565*365*80	15 (Ltrs)	CC/CH
27.	JDSP6485	600*400*85	565*365*80	15 (Ltrs)	SP
28.	JDTP6485	600*400*85	565*365*80	15 (Ltrs)	TP
29.	JDCH64125	600*400*125	565*365*120	24 (Ltrs)	CC/CH
30.	JDSP64125	600*400*125	565*365*120	24 (Ltrs)	SP
31.	JDTP64125	600*400*125	565*365*120	24 (Ltrs)	TP
32.	JDCH64150	600*400*150	565*365*145	30 (Ltrs)	CC/CH
33.	JDSP64150	600*400*150	565*365*145	30 (Ltrs)	SP
34.	JDTP64150	600*400*150	565*365*145	30 (Ltrs)	TP
35.	JDCH64175	600*400*175	565*365*170	34 (Ltrs)	CC/CH
36.	JDSP64175	600*400*175	565*365*170	34 (Ltrs)	SP
37.	JDTP64175	600*400*175	565*365*170	34 (Ltrs)	TP
38.	JDCH64225	600*400*225	565*365*220	45 (Ltrs)	CC/CH
39.	JDSP64225	600*400*225	565*365*220	45 (Ltrs)	SP
40.	JDTP64225	600*400*225	565*365*220	45 (Ltrs)	TP
41.	JDCH64245	600*400*245	565*365*240	50 (Ltrs)	CC/CH
42.	JDSP64245	600*400*245	565*365*240	50 (Ltrs)	SP
43.	JDTP64245	600*400*245	565*365*240	50 (Ltrs)	TP
44.	JDCH64285	600*400*285	565*365*280	57 (Ltrs)	CC/CH
45.	JDSP64285	600*400*285	565*365*280	57 (Ltrs)	SP
46.	JDTP64285	600*400*285	565*365*280	57 (Ltrs)	TP





INDUSTRIAL CRATE 600*400 SERIES

S:NO	MODEL:NO	SIZE (OD)	SIZE (ID)	CAPACITY	DESIGN
47	JDCH64325	600*400*325	565*365*320	64 (Ltrs)	CC/CH
48	JDSP64325	600*400*325	565*365*320	64 (Ltrs)	SP
49	JDTP64325	600*400*325	565*365*320	64 (Ltrs)	TP
50	JDCH64350	600*400*350	565*365*345	70 (Ltrs)	CC/CH
51	JDSP64350	600*400*350	565*365*345	70 (Ltrs)	SP
52	JDTP64350	600*400*350	565*365*345	70 (Ltrs)	TP
53	JDCH64380	600*400*380	565*365*375	80 (Ltrs)	CC/CH
54	JDSP64380	600*400*380	565*365*375	80 (Ltrs)	SP
55	JDTP64380	600*400*380	565*365*375	80 (Ltrs)	TP
56	JDCH64425	600*400*425	565*365*420	87 (Ltrs)	CC/CH
57	JDSP64425	600*400*425	565*365*420	87 (Ltrs)	SP
58	JDTP64425	600*400*425	565*365*420	87 (Ltrs)	TP
59	JDCH64485	600*400*485	565*365*480	102 (Ltrs)	CC/CH
60	JDSP64485	600*400*485	565*365*480	102 (Ltrs)	SP
61	JDTP64485	600*400*485	565*365*480	102 (Ltrs)	TP





JUMBO CRATE 650*450 SERIES

S:NO	MODEL:NO	SIZE (OD)	SIZE (ID)	CAPACITY	DESIGN
62.	JDCH64180	650*450*180	610*410*170	47 (Ltrs)	CC/CH
63.	JDSP64180	650*450*180	610*410*170	47 (Ltrs)	SP
64.	JDTP64180	650*450*180	610*410*170	47 (Ltrs)	TP
65.	JDCH64210	650*450*210	610*410*200	50 (Ltrs)	CC/CH
66.	JDSP64210	650*450*210	610*410*200	50 (Ltrs)	SP
67.	JDTP64210	650*450*210	610*410*200	50 (Ltrs)	TP
68.	JDCH64240	650*450*240	610*410*230	56 (Ltrs)	CC/CH
69.	JDSP64240	650*450*240	610*410*230	56 (Ltrs)	SP
70.	JDTP64240	650*450*240	610*410*230	56 (Ltrs)	TP
71.	JDCH64315	650*450*315	610*410*305	76 (Ltrs)	CC/CH
72.	JDSP64315	650*450*315	610*410*305	76 (Ltrs)	SP
73.	JDTP64315	650*450*315	610*410*305	76 (Ltrs)	TP
74.	JDCH64355	650*450*355	610*410*345	82 (Ltrs)	CC/CH
75.	JDSP64355	650*450*355	610*410*345	82 (Ltrs)	SP
76.	JDTP64355	650*450*355	610*410*345	82 (Ltrs)	TP
77.	JDCH64400	650*450*400	610*410*390	95 (Ltrs)	CC/CH
78.	JDSP64400	650*450*400	610*410*390	95 (Ltrs)	SP
79.	JDTP64400	650*450*400	610*410*390	95 (Ltrs)	TP
80.	JDCH64485	650*450*485	610*410*475	140 (Ltrs)	CC/CH
81.	JDSP64485	650*450*485	610*410*475	140 (Ltrs)	SP
82.	JDTP64485	650*450*485	610*410*475	140 (Ltrs)	TP





NESTABLE CRATE

S:NO	MODEL-NO	SIZE (OD)	SIZE (ID)	CAPACITY	DESIGN
83.	JDNSP53210	572*370*210	550*345*205	25 (Ltrs)	SP
84.	JDNCH64325	600*400*325	570*340*315	44 (Ltrs)	CC/CH
85.	JDNSP64325	600*400*325	570*340*315	44 (Ltrs)	SP
86.	JDNTP64325	600*400*325	570*340*315	44 (Ltrs)	TP
87.	JDNCH64240	600*400*240	465*330*210	32 (Ltrs)	CC/CH
88.	JDNSP64240	600*400*240	465*330*210	32 (Ltrs)	SP
89.	JDNTP64240	600*400*240	465*330*210	32 (Ltrs)	TP
90.	JDNCH64400	600*400*400	465*330*370	56 (Ltrs)	CC/CH
91.	JDNSP64400	600*400*400	465*330*370	56 (Ltrs)	SP
92.	JDNTP64400	600*400*400	465*330*370	56 (Ltrs)	TP

INDUSTRIAL BIN

S:NO	MODEL-NO	SIZE (OD)	SIZE (ID)	CAPACITY	DESIGN
93.	JDB1178	185*114*78	Bin No 15	-	-
94.	JDB21125	225*150*125	Bin No 25	-	-
95.	JDB22160	295*210*160	Bin No 35	-	-
96.	JDB32200	350*210*200	Bin No 45	-	-
97.	JDB53200	515*310*200	Bin No 45	-	-





DAIRY CRATE

S:NO	MODEL:NO	SIZE (OD)	SIZE (ID)	CAPACITY	DESIGN
98.	JDD43150	470*378*150	427*325*137	10 (Ltrs)	-
99.	JDD43168	470*378*168	427*325*155	12 (Ltrs)	-
100.	JDD52174	568*298*174	525*225*162	10 (Ltrs)	-

SUPER JUMBO CRATE

S:NO	MODEL:NO	SIZE (OD)	SIZE (ID)	CAPACITY	DESIGN
101.	JDSJCH85425	810*570*430	765*570*430	157 (Ltrs)	CC/CH
102.	JDSJSP85425	810*570*430	765*570*430	157 (Ltrs)	SP
103.	JDSJTP85425	810*570*430	765*570*430	157 (Ltrs)	TP

FOLDABLE VEG & FRUIT CRATE

S:NO	MODEL:NO	SIZE (OD)	SIZE (ID)	CAPACITY	DESIGN
104.	JDFV53290	525*345*290	525*345*70	25kg	TP
105.	JDFV33265	395*310*265	395*310*90	15kg	TP





COMMON VEG & FRUIT CRATE

S:NO	MODEL-NO	SIZE (OD)	SIZE (ID)	CAPACITY	DESIGN
106.	JDK53290	540*360*290	505*325*275	25kg	TP
107.	JDVE53290	540*360*290	505*325*275	25kg	TP
108.	JDG53180	500*320*180	465*285*165	10kg	TP

VEG & FRUIT CRATE

S:NO	MODEL-NO	SIZE (OD)	SIZE (ID)	CAPACITY	DESIGN
109.	JDV53300	542*360*300	510*327*295	45 (Ltrs)	TP
110.	JDV32270	390*210*270	360*270*265	24 (Ltrs)	TP
111.	JDV43245	542*390*345	510*360*330	60 (Ltrs)	TP
112.	JDV53253	590*390*253	568*368*244	50 (Ltrs)	TP

FISH & BOTTLE CRATE

S:NO	MODEL-NO	SIZE (OD)	SIZE (ID)	CAPACITY	DESIGN
113.	JDCHDW64315	650*450*315	610*410*295	76 (Ltrs)	CC/CH
114.	JDB42140	420*280*140	393*262*130	24 (Ltrs)	CC/CH

ATTACHED LID CRATE

S:NO	MODEL-NO	SIZE (OD)	SIZE (ID)	CAPACITY	DESIGN
115.	JDALC64255	604x400x255	552x364x250	-	cc
116.	JDALC64300	605x400x300	545x370x285	-	cc
117.	JDALC64345	605x400x345	545x370x320	-	cc
118.	JDALC43300	400x300x300	355x262x290	-	cc



WOODEN PALLETS

PINE WOOD BOX



PINE WOOD PALLET



JUNGLE WOOD PALLET



EURO EPAL PALLET



PLYWOOD BOX



At JD Pallet, we specialize in designing and manufacturing customized wooden pallets & boxes that meet your unique size and capacity requirements, ensuring a perfect fit for your products and logistics needs

MATERIAL HANDLING EQUIPMENTS

FORKLIFT



HAND PALLET TRUCK



MANUAL DRUM LIFTER



BOPT



SCISSOR PALLET TRUCK



SCISSOR LIFT TABLE



MANUAL STACKER



ELECTRIC STACKER



ELECTRIC DRUM LIFTER



MOVEABLE SCISSOR LIFT



JD Pallet offers a wide range of material handling equipment, providing effective solutions for warehouses, factories, and distribution centers to streamline operations and boost productivity.

PALLET LOAD TYPES

Here outlined the four Pallet Load Types, highlighting key characteristics and factors affecting capacity

STATIC LOAD

Pallet load for storage, non-moving, Higher capacity due to :

- **Floor-supported**
- **Stability, fixed at one place.**

DYNAMIC LOAD

Pallet load during movement (lifting, shifting, transportation). Lower capacity due to :

- **Vibrations**
- **Acceleration**
- **Friction**

RACK LOAD

Pallet load in racking systems. Lower capacity than static due to :

- **Limited support (not ground-supported)**
- **Potential movement**

EXPORT LOAD

Pallet load in containers for export. Higher capacity due to :

- **Ground support**
- **Less movement (mostly twice lifted for loading & unloading)**

STEEL RODS REINFORCEMENT

Steel rods are used to reinforce plastic pallets to increase their structural integrity and stiffness, and to help them handle heavy loads:

- **Structural integrity:** The rods act as a backbone, supporting the pallet's plastic components and keeping them in place even under stress.
- **Stiffness:** The rods can add stiffness to the pallet, making it suitable for racking.
- **Heavy loads:** The rods can help the pallet handle heavier loads



Contact Information



☎ 7977544262 / +91 86918 00418 / +91 96193 67860

🌐 www.jdpalletindustries.com

✉ jdpalletindustries@gmail.com

📍 Grd, 43/23/47,Idga Main Road,Kambipura Village,Kengeri Hobli Bangalore South,Bangaluru (Banglore) Urban Karnataka 560039



SUPPLYING ACROSS THE COUNTRY